

Standard Preparation Hot Cupboard with 2 Hinged Doors - no top, 1000mm

ITEM # _____

MODEL # _____

NAME # _____

SIS # _____

AIA # _____

**133188 (RHC10002HD)**Hot Cupboard with 2 hinged
doors - no top, 1000mm

Short Form Specification

Item No. _____

Made entirely from stainless steel. Inner welded frame in stainless steel. No top unit for integrated solutions. Sound-deadened hinged doors. Base panel in 304 AISI stainless steel and height adjustable intermediate shelf. Mounted on feet, adjustable in height. Ventilated hot air flow system guarantees temperature evenness, air flows underneath the intermediate shelf and throughout the cabinet. Thermostat with digital display to adjust the internal temperature (up to 75°C).

Main Features

- Ideal for central positioning in the kitchen, either as island installation or back to back.
- Handles in stainless steel for better hygiene and reliability.
- Sturdiness, stability and reliability of table accurately tested.

Construction

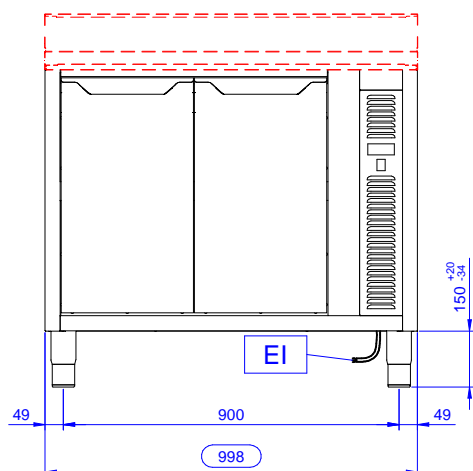
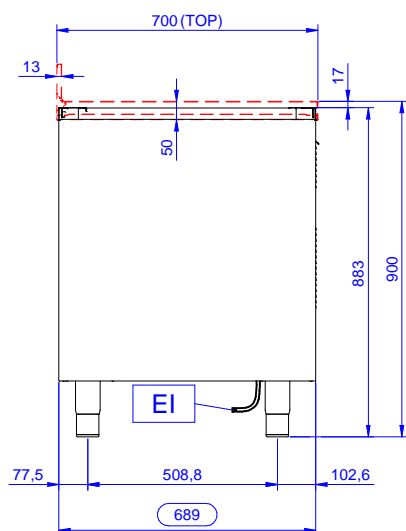
- Reinforced side and base panel in 304 AISI stainless steel.
- 304 AISI stainless steel feet, 200 mm high and 54 mm in diameter, adjustable by -50/+30 mm.
- Inner welded frame in stainless steel to guarantee superior strength and stability.
- Equipped with intermediate shelf which can be positioned at three different heights.
- Easy access to the cupboard interior on all lengths guaranteed by the use of only 2 doors.
- Hinged door with sound deadening internal panels, fitted with 304 AISI stainless steel hinges on the inner sides.
- Sturdy sound-deadened hinged doors on tracks located flush to the front of the frame.
- Without top for integrated solutions.

Optional Accessories

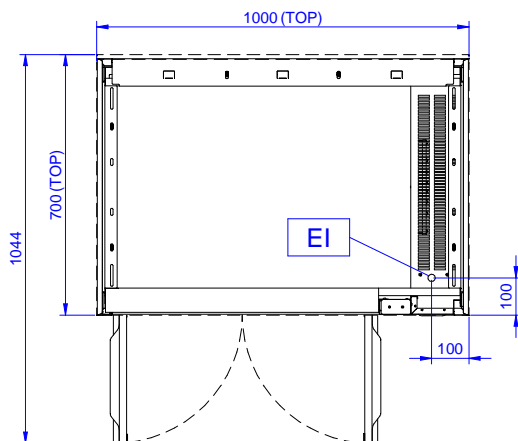
- Overshelf, neutral, one tier, 1000 mm PNC 132964 ☐
- Overshelf, with led light and ceramic light, one tier, 1000mm PNC 132988 ☐
- Stainless steel front kicking strip PNC 133205 ☐
- Side kicking strip, 700 mm PNC 133206 ☐

APPROVAL: _____

Standard Preparation Hot Cupboard with 2 Hinged Doors - no top, 1000mm

Front

Side


EI = Electrical inlet (power)

Top


Electric

Supply voltage: 220-240 V/1N ph/50/60 Hz

Total Watts: 2.4 kW

Key Information:

Cabinet width: 830 mm

Cabinet depth: 645 mm

Cabinet height: 610 mm

Cabinet temperature:

External dimensions, Width: 1000 mm

External dimensions, Depth: 700 mm

External dimensions, Height: 883 mm

Number and type of doors: 2 Hinged

Worktop thickness: 0 mm

Net weight: 42 kg